

Chapter 3


WOODSHOP SAFETY

Text pages 45-60

Name _____


Date _____ Score _____

1. Using a tool or machine the correct way is also the _____ way. 1. _____
2. The minimum distance your hands should ever come to the cutting tool while it is in operation is called the:
 - a. Safe zone.
 - b. Cutting area.
 - c. Margin of safety.
 - d. Danger zone.2. _____
3. Power equipment usually requires some type of safety device. Which of the following is NOT a safety device? 3. _____
 - a. Push stick.
 - b. Push block.
 - c. Feather board.
 - d. Wood claw.
4. Which one of the following rules is NOT a safety rule for the jointer? 4. _____
 - a. Before turning on the machine, make adjustments for depth of cut and position of fence.
 - b. Stock must be at least 12 in. long.
 - c. Feed the work so the knives will cut with the grain.
 - d. Maintain a 4 in. margin of safety.
 - e. Small or irregular pieces must be clamped to the table.
5. In the photo shown below, the operator is using a _____ 5a _____ 5a. _____
to surface a _____ 5b _____ piece of stock. _____
b. _____



6. Which three of the following safety rules for the power plane are being observed in the photo shown below?
- a. Study the manufacturer's instructions for detailed information on adjustments and operation.
 - b. Be certain that the machine is properly grounded.
 - c. Hold the plane in both hands before pulling the trigger switch. Continue to hold it in both hands until the motor stops after releasing the switch.
 - d. Always be sure the work is securely clamped and held in the best position for performing the operation.
 - e. Do not attempt to operate with one hand a regular power plane designed for use with two hands.
 - f. Disconnect electrical cords before making adjustments or changing cutters.

6. _____



7. When using a table saw, never cut stock freehand. The position of the stock must be controlled either by the fence or the:
- a. Miter gauge.
 - b. Edge of table.
 - c. Guard.
 - d. Bed.
8. Which of the following is NOT a safety rule for band saws?
- a. Maintain a 2 in. margin of safety.
 - b. Plan saw cuts to avoid backing out of curves.
 - c. Roll the machine over by hand to see if there is clearance for the blade and if the tension sleeve has been properly set.
 - d. Adjust the upper guide assembly so it is 1/4 in. above the work.
9. The scroll saw blade must be installed properly for safe operation. It should be in a vertical position with the teeth pointing _____ (up, down).

7. _____

8. _____

9. _____

10. Which of the following statements is NOT a proper safety rule to follow when using the radial arm saw?
- a. Stock must be held firmly on the table and against the fence.
 - b. Maintain a 2 in. margin of safety.
 - c. Be sure the blade is stopped before leaving the machine.
 - d. Secure approval from your instructor before making ripping cuts or other special setups.
 - e. Wear safety glasses when operating machinery.


10. _____

11. The safe speed for drill press operation is related to the size of hole being bored. Holes over _____ in. in diameter should be bored at the lowest speed.
- a. 1/8.
 - b. 1/4.
 - c. 3/8.
 - d. 1/2.

11. _____

12. What is the device being used in the photo shown below?


12. _____



13. Which of the following does NOT describe a safe practice for lathe work?
- a. Use a scraping cut for all faceplate work.
 - b. Keep the tool rest close to the work.
 - c. Large diameters must be turned at high speeds.
 - d. Wear goggles or a face shield to protect eyes.

13. _____

14. The photo shown below shows the use of 14a - 14a being used to make a smooth, safe cut on the 14b.



14a. _____

b. _____

15. When using a disk sander, sand only on the side of the disk sander that is moving _____ the table.

15. _____

16. Which of the following thinners and reducers should be applied in a well-ventilated room?
a. Naphtha.
b. Benzene.
c. Lacquer thinner.
d. Enamel reducer.
e. All of the above.

16. _____

17. Why is a chip-limiting saw blade safer than a traditional style saw blade?
a. It has fewer teeth.
b. It has larger teeth.
c. It has a projection in front of each tooth.
d. The teeth have a reversed rake angle.

17. _____

18. New Occupational Safety and Health Administration (OSHA) rules identify _____ as the best available hand protection.

18. _____

19. Which of the following chemicals are identified by the Environment Protection Agency (EPA) as ozone-depleting chemicals?
a. Carbon-tetrachloride.
b. Trichloroethane.
c. Methyl chloroform.
d. All of the above.

19. _____